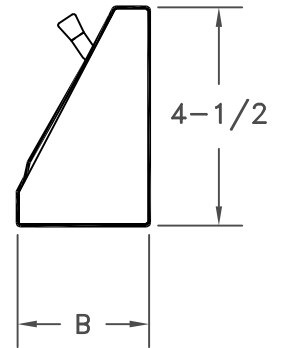
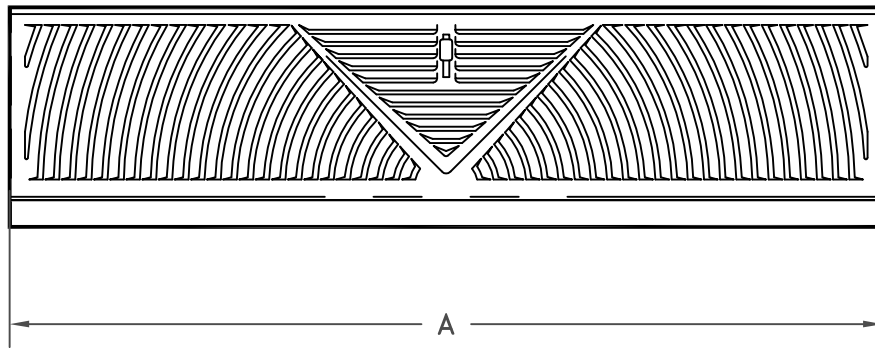


MODEL 470 & 470 15

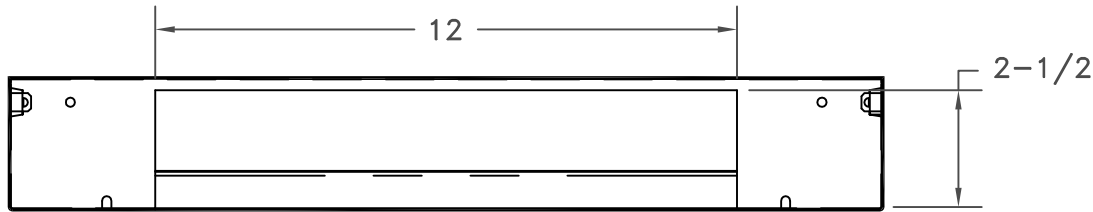
STEEL

BASEBOARD DIFFUSER

STANDARD INDUSTRY TOLERANCES APPLY. SPECIFICATIONS SUBJECT TO CHANGE WITHOUT NOTICE.



MODEL	A	B
470	18	2-13/16
470 15	15	2-3/4



BOTTOM VIEW

Model 470/470 15 baseboard diffusers are designed with a unique fan shaped face pattern which diffuses air to blanket wall or window areas. The snap-in face removes easily for installation and cleaning. Available in two popular lengths. Steel construction. Brown or White finish available.

PROJECT: _____

ARCHITECT: _____

ENGINEER: _____

CONTRACTOR: _____

LOCATION: _____

